

DOMESTIC ASSAULTS

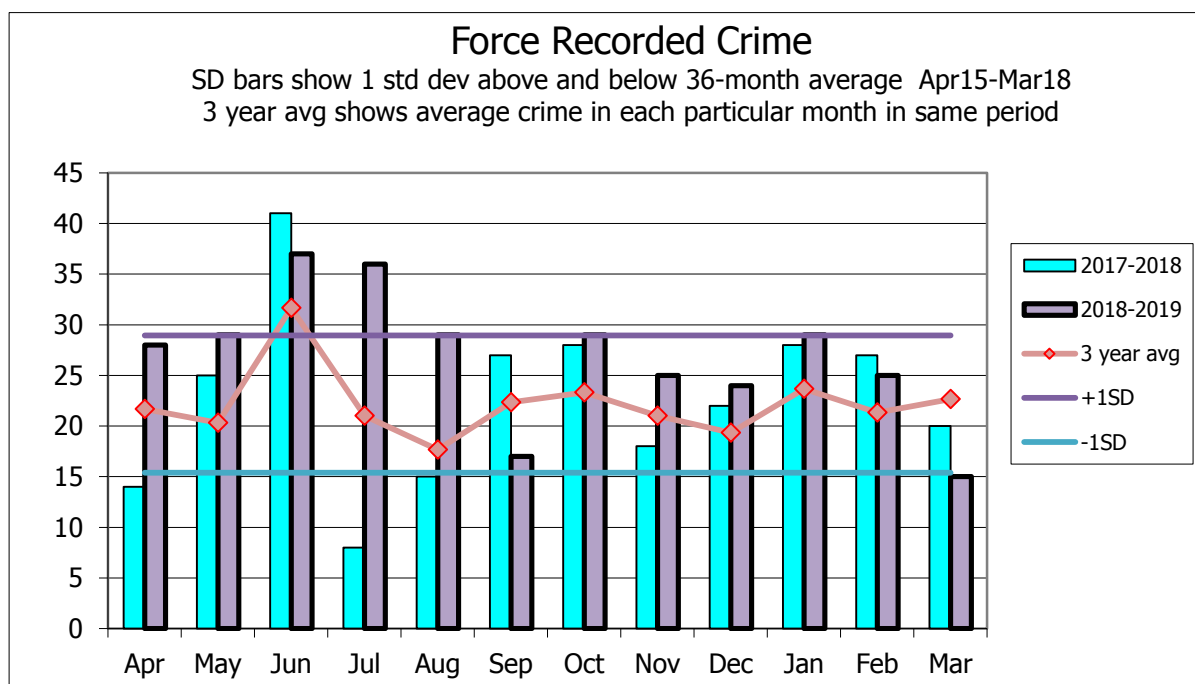


Chart shows number of crimes recorded in each month (excluding records with status of rejected/duplicate or No Crime), relating to crimes committed over **All Island**.

Crime Recorded since April	10-11	11-12	12-13	13-14	14-15	15-16	16-17	17-18	18-19	change this/last year	change this/average last 3 years
	87	82	77	97	86	102	95	121	125	+3%	+18%

Table above shows comparison between same period since April 1st each crime year, as published in previous reports, and below the detection rates for last five years.

Detection Rate	13-14	14-15	15-16	16-17	17-18	18-19	Change from last year
Assaults Domestic	78.4%	64.8%	50.0%	50.5%	57.0%	49.6%	-7.4%

DOMESTIC INCIDENTS

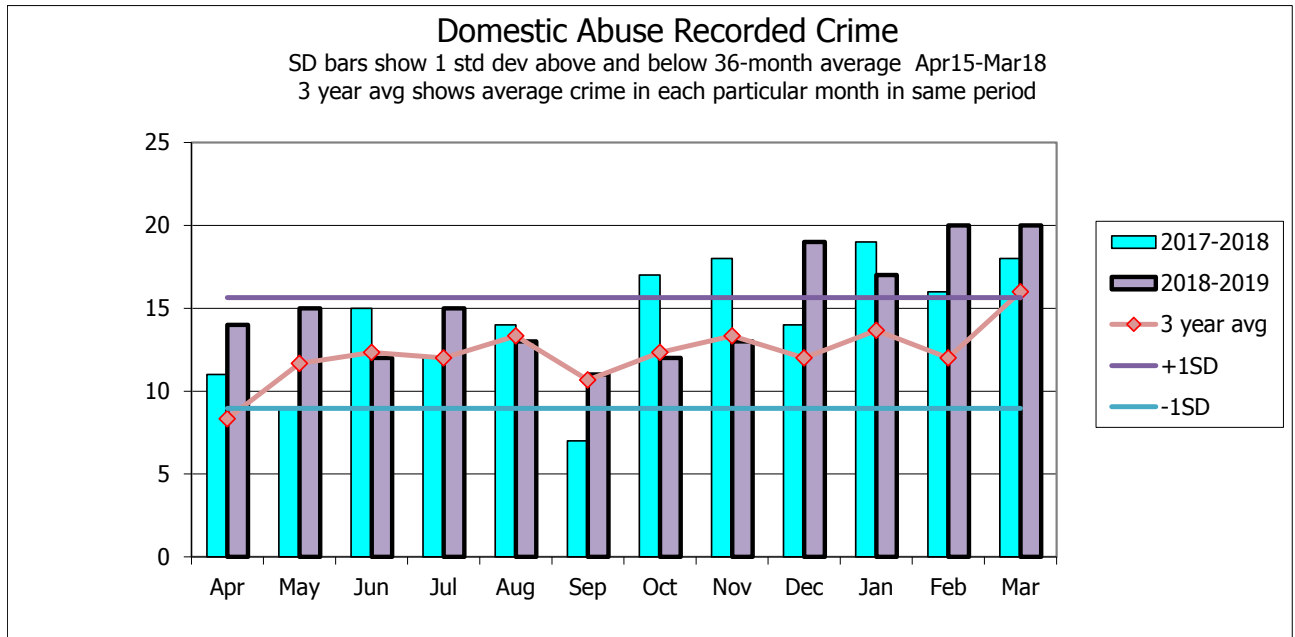


Chart shows number of crimes recorded in each month (excluding records with status of rejected/duplicate or No Crime), relating to crimes committed over **All Island**. In addition to Domestic Assaults this will include relevant Public Order offences, Criminal Damage, Sexual offences, Burglary and Thefts.

Crime Recorded since April	10-11	11-12	12-13	13-14	14-15	15-16	16-17	17-18	18-19	change this/last year	change this/average last 3 years
	161	156	135	155	136	140	133	170	181	+6%	+23%

Table above shows comparison between same period since April 1st each crime year, as published in previous reports, and below the detection rates for last five years.

Detection Rate	13-14	14-15	15-16	16-17	17-18	18-19	Change from last year
Domestic Incidents	75.2%	66.2%	53.6%	48.9%	51.2%	52.5%	+1.3%

DOMESTIC ABUSE REPORTS

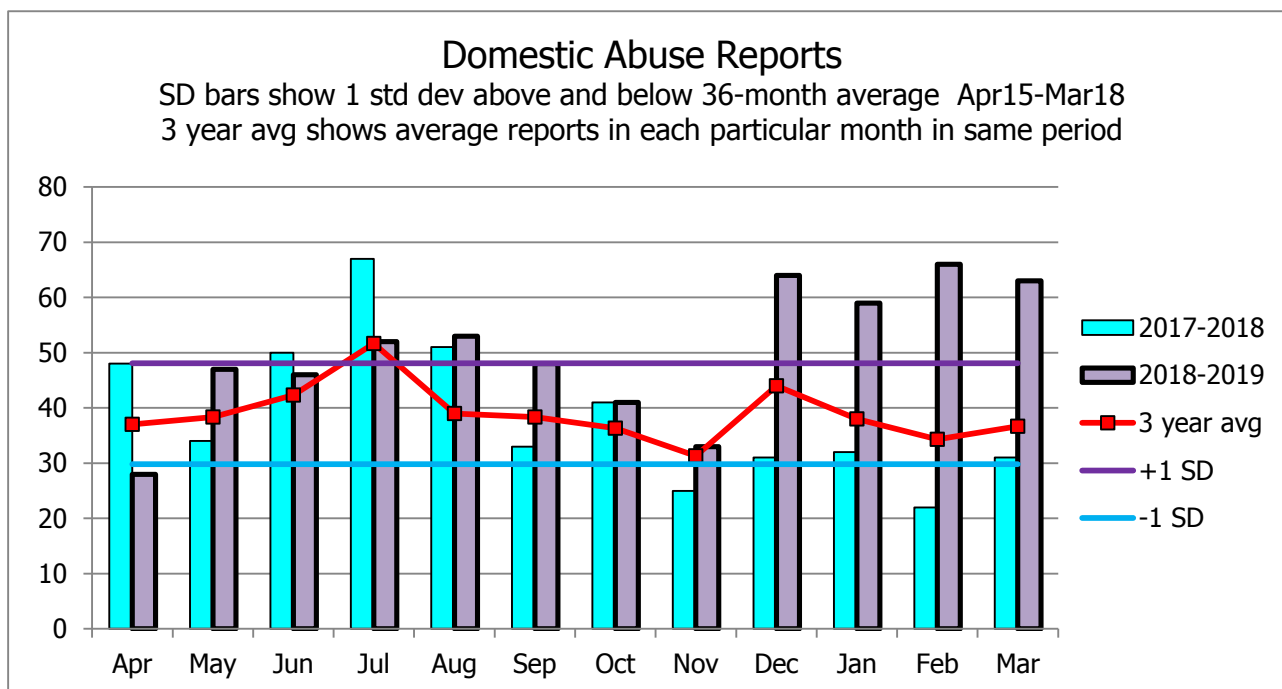


Chart shows number of incidents of Domestic Abuse reported in each month. Not all of these result in recordable crimes being created.

Crime Recorded since April	11-12	12-13	13-14	14-15	15-16	16-17	17-18	18-19	change this/last year	change this/average last 3 years
	373	334	320	291	457	480	465	600	+29%	+28%

Table above shows comparison between same period since April 1st each crime year.

	14-15	15-16	16-17	17-18	18-19
% of DA incidents where children in family	49%	64%	55%	56%	45%
% of these incidents where referral made to DHSC	62.9%	67.6%	61.5%	65.6%	59.1%